

APURBA BANERJEE & CO.
CHARTERED ACCOUNTANTS

NESSA MANSION(2ND FLOOR)
Ashram Road,(Opp. Ulubari Bazar)
Guwahati -781007
Phone:(0361) 2450483,9864059510(M)
Email: apurba_b1@yahoo.com

INDEPENDENT AUDITOR'S REPORT

We have audited the accompanying financial statements of Down Town Charity Trust, which comprise the Balance Sheet as at 31st march, 2022 and statement of Income and Expenditure for the year then ended and Notes on Accounts.

Management's Responsibility For The Financial Statements:

Management is responsible for preparation of these financial statements that give a true and fair view of the financial position, financial performance of the Trust in accordance with the Accounting Standards issued by the Institute of Chartered Accountants of India. This responsibility includes the design, implementation and maintenance of internal control relevant to the preparation and presentation of the financial statements that give a true and fair view and are free from material misstatement, whether due to fraud or error.

Auditor's Responsibility:

1. Our responsibility is to express an opinion on these financial statements based on our audit. We have conducted our audit in accordance with the standards on Auditing issued by Institute of Chartered Accountants of India. Those standards require that we comply with ethical requirements and plan and perform the audit to obtain reasonable assurance about whether the financial statements are free from material misstatements.
2. An audit involves performing procedures to obtain audit evidence about the amounts and disclosures in the Financial Statements. The procedures selected depends on the auditor's judgment, including the assessment of risks of material misstatement of the financial statements, the auditor considers internal control relevant to Trust's preparation and fair presentation of the financial statements in order to design audit procedures that are appropriate in the circumstances, but not for the purpose of expressing an opinion on the effectiveness of the Trust's Internal Control. An audit also includes evaluating the appropriateness of accounting policies used and the reasonableness of the accounting estimates made by management, as well as evaluating the overall presentation of the Financial Statements.
3. We believe that the audit evidence we have obtained is sufficient and appropriate to provide a basis for our audit opinion.

Opinion:

In our opinion and to the best of our information and according to the explanations given to us, the financial statements give a true and fair view in conformity with the accounting principles generally accepted in India.



- a) In case of the Balance Sheet, of the state of affairs of the Trust as at 31st March, 2022. And
- b) In case of statement of Income and Expenditure, the excess of Income over Expenditure for the year ended on that date.



Place: Guwahati
Date: 21-09-2022

For M/s. Apurba Banerjee & Co.
Chartered Accountants
Firm Registration No.: 314106E


(Apurba Banerjee)

Partner

Membership Number. 051628

UDIN : 22051628AVEEPU5354

FORM NO : 10B

ANNEXURE

STATEMENT OR PARTICULARS

I APPLICATION OF INCOME FOR CHARITABLE OR RELIGIOUS PURPOSE

- | | | |
|----|---|---------------------|
| 1. | Amount of income of the previous year applied to charitable or religious purposes in India during that year. | Rs. 91,72,64,178 /- |
| 2. | Whether the Trust/Institution* has exercised the option under clause (2) of the Explanation to section 11(1) ? If so, the details of the amount of income deemed to have been applied to charitable or religious purposes in India during the previous year. | NO |
| 3. | Amount of Income accumulated or set apart*/ finally set apart for application to charitable or religious purposes, to the extent it does not exceed 15 per cent of the Income derived from property held under trust wholly*/in part only for such purposes*. | Rs. 4,92,93,749/- |
| 4. | Amount of income eligible for exemption under section 11(1) (c) (Give details) | N.A. |
| 5. | Amount of income, in addition to the amount referred to in item 3 above accumulated or set apart for specified purposes under section 11 (2). | N.A. |
| 6. | Whether the amount of income mentioned in item 5 above has been invested or deposited in the manner laid down in section 11 (2) (b) ? If so details thereof. | N.A. |
| 7. | Whether any part of the income in respect of which an option was exercised under clause (2) of the Explanation to section 11(1) in any earlier year is deemed to be income of the previous year under section 11 (1B), if so, the details thereof. | N.A. |
| 8. | Whether, during the previous year, any part of income accumulated or set apart for specified purpose under section 11(2) in any earlier year. | N.A. |
| | a) has been applied for purposes other than Charitable or religious purposes or had ceased to be accumulated or set apart for application thereof, or | N.A. |
| | b) has ceased to remain invested in any security referred to in section 11 (2), (b) (i) or deposited in any account referred to in section 11 (2) (b) (ii) or section 11 (2) (b) (iii), or | N.A. |
| | c) has not been utilized for purposes for which it was accumulated or set apart during the period for which it was to be accumulated or set apart, or in the year immediately following the expiry hereof? If so, the details thereof. | N.A. |



FORM NO. 10B

II APPLICATION OR USE OF INCOME OR PROPERTY FOR THE BENEFIT OF PERSONS REFERRED TO IN SECTION 13 (3) :

1. Whether any part of the income or property of the Trust / Institution was lent, or continues to be lent, in the Previous year to any person referred to in section 13 (3) (hereinafter referred to in this Annexure as such person) ? If so, give details of the amount, rate of interest charged and the nature of security, if any.
2. Whether any land, building or other property of the Trust/ Institution was made or continued to be made, available for the use of any such person during the previous year ? If so, give details of the property and the amount of rent or compensation charged, if any.
3. Whether any payment was made to any such person during the previous year by way of salary, allowance or otherwise ? If so give details.

N.A.

1.Ms.Gariasi Dutta,(Resident Trustee)
Salary - Rs. 15,00,000/-
Conveyance - Rs. 1,20,000/-
Reimbursement

2.Mrs. Bandana Dutta. (Trustee)
Salary - Rs. 6,00,000/-
Conveyance - Rs. 6,00,000/-
Reimbursement

3.Ms. Mayurakshi Dutta. (Trustee)
Conveyance Rs.1,20,000/-
Reimbursement

4.Mr. Joutishman Dutta.
(Managing Trustee)
Salary - Rs.18,00,000/-
Conveyance - Rs. 3,60,000/-
Reimbursement
Travelling - Rs. 2,10,000/-
Reimbursement

Total Rs. 53,10,000/-

4. Whether the services of the *Trust / Institution were made available to any such person during previous year ? If so, give details thereof together with remuneration or compensation received, if any.
5. Whether any share, security, or other property was purchased by or on behalf of the *Trust / Institution during the previous

N.A.

N.A.



year from any such person ? If so give details thereof together with the consideration paid.

6. Whether any share, security, or other property was sold by or on behalf of the *Trust / Institution during the previous year to any such person ? If so give details thereof together with the consideration received. N.A.
7. Whether any income or property of the *Trust / Institution was diverted during the previous year in favour of any such person ? If so. Give details thereof together with the amount of income or value of property so diverted. N.A.
8. Whether the income or property of the *Trust / Institution was used or applied during the previous year for the benefit of any such person in any other manner ? If so. give details. N.A.

III INVESTMENTS HELD AT ANY TIME DURING THE PREVIOUS YEAR(S) IN CONCERNS IN WHICH PERSONS REFERRED TO IN SECTION 13(3) HAVE SUBSTANTIAL INTEREST :

| Sl. No. | Name & Address of the concern | Where the concern is a company, number & class of shares held | Nominal value of the investment | Income from the investment | Whether the amount in Col. 4 exceeded 5 percent of the capital of the concern during the previous year - Say. Yes / No |
|----------------|-------------------------------|---|---------------------------------|----------------------------|--|
| 1 | 2 | 3 | 4 | 5 | 6 |
| NOT APPLICABLE | | | | | |



Place : Guwahati
Dated : 21-09-2022

For M/s Apurba Banerjee & Co.
Chartered Accountants
Firm Registration No. : 314106E


(Apurba Banerjee)
Partner

Membership Number. : 051628

UDIN : 22051628 AVEE PU 5354

DOWN TOWN CHARITY TRUST
DISPUR : GUWAHATI
BALANCE SHEET AS AT 31st March, 2022

| LIABILITIES | Schedule | As at 31-03-22 | ASSETS | Schedule | As at 31-03-22 |
|--|----------|-----------------------|---------------------------------------|----------|-----------------------|
| | | Amount (Rs.) | | | Amount (Rs.) |
| <u>TRUST FUND</u> | | | <u>PROPERTY PLANT & EQUIPMENT</u> | E | 1,40,93,45,839 |
| Balance B/f | | 1,02,73,71,614 | | | |
| Add: Excess of Income over Expenditure as per Income & Expenditure Account | | <u>23,76,29,001</u> | <u>SUNDRY DEBTORS</u> | F | 6,35,20,893 |
| TOTAL TRUST FUND | | 1,26,50,00,615 | | | |
| <u>RESTRICTED FUND:</u> | A | 10,95,65,200 | <u>INVESTMENT</u> | | |
| | | | Kotak Gilt | | 50,000 |
| | | | UTI Floating Rate Fund & Others | | 17,41,16,819 |
| <u>SECURED LOANS</u> | B | 27,05,03,794 | <u>OTHER RECEIVABLES</u> | G | 11,89,31,955 |
| <u>UNSECURED LOANS</u> | C | 7,71,39,878 | <u>CASH & BANK BALANCES</u> | H | 9,69,82,605 |
| <u>OTHER LIABILITIES</u> | D | 14,07,38,623 | | | |
| TOTAL | | 1,86,29,48,110 | TOTAL | | 1,86,29,48,110 |

NOTES ON ACCOUNTS: SCHEDULE: " T "

The schedules referred to above form an intergral Part of the Balance sheet

Place : Guwahati
Date: 21-09-2022



In terms of our Report of even date
For M/s Apurba Banerjee & Co.
Chartered Accountants
Registration No-314106E

(Apurba Banerjee)
Partner

Membership No-051628

UDIN : 22051628 AVEE PU5354

Down Town Charity Trust
DISPUR : GUWAHATI
STATEMENT OF INCOME & EXPENDITURE FOR THE YEAR ENDED 31st MARCH, 2022

| EXPENDITURE | Schedule | For the year ended 31-03-22 | INCOME | Schedule | For the year ended 31-03-22 |
|--|----------|--------------------------------|--|----------|--------------------------------|
| Employee Benefit Expenses | I | 25,18,24,774 | Hostel Fees Receipts | P | 25,56,000 |
| Hostel & Canteen Expenses | J | 1,60,02,970 | Admission, Semester & Course Fees Receipts | Q | 75,80,12,839 |
| Power & Fuel | K | 1,41,97,575 | Registration & Examination Fees Receipts | R | 2,11,02,638 |
| Rent | L | 16,71,679 | Miscellaneous Receipts | S | 17,89,93,396 |
| Registration & Examination Fees | M | 1,06,30,778 | Canteen Sales | | 58,93,054 |
| Other Expenses | N | 28,45,55,715 | | | |
| Interest On Term Loan & Other Financial Charges | O | 2,18,04,067 | | | |
| Depreciation | E | 12,82,41,368 | | | |
| Excess of Income Over Expenditure | | 23,76,29,001 | | | |
| TOTAL | | 96,65,57,927 | TOTAL | | 96,65,57,927 |

NOTES ON ACCOUNTS: SCHEDULE : " T "

The schedules referred to above form an integral part of the statement of Income & Expenditure

Place : Guwahati
Date: 21-09-2022



In terms of our Report of even date
For M/s Apurba Banerjee & Co.
Chartered Accountants
Registration No-314106E

(Apurba Banerjee)
Partner

Membership No-051628

UDIN: 22051628AVEEP45354

DOWN TOWN CHARITY TRUST
DISPUR : GUWAHATI
SCHEDULES TO THE ACCOUNTS FOR YEAR ENDED 31st MARCH, 2022 (Contd.)

SCHEDULE-A : RESTRICTED FUND

As On 31-03-2022
(Rs.)

Grants/Subsidy Received from:-

| | |
|--|---------------------|
| 1 Smile Train Inc., New Delhi (Balance B/F) | 14,25,208 |
| 2 North Eastern Council, Shillong (Disbursed by Govt. of Assam) (Balance B/F) | 7,69,53,800 |
| 3 Steel Authority of India, Guwahati (Balance B/F) | 11,44,000 |
| 4 Central Capital Investment Subsidy (Balance B/F) | 1,45,62,192 |
| 5 Ministry of Social Justice and Empowerment, Govt. of India (Under scheme of Babu Jagjivan Ram Chhatrawas Yojana) (Balance B/F) | 1,54,80,000 |
| Total | 10,95,65,200 |

SCHEDULE-B : SECURED LOANS

As On 31-03-2022
(Rs.)

| | |
|---|--------------------|
| I <u>HDFC Loan No. 86372180 for Purchase of Bus for Moran School</u> Principal Amount | 16,24,000 |
| Balance | <u>16,24,000</u> |
| II <u>HDFC Loan No. 86372194 for Purchase of Bus for Moran School</u> Principal Amount | 16,24,000 |
| Balance | <u>16,24,000</u> |
| III <u>HDFC Loan No. 86321195 for Purchase of Bus for Hatishila School</u> Principal Amount | 17,90,000 |
| Balance | <u>17,90,000</u> |
| IV <u>HDFC Loan No. 86321201 for Purchase of Bus for Hatishila School</u> Principal Amount | 17,90,000 |
| Balance | <u>17,90,000</u> |
| V <u>HDFC Loan No. 86321198 for Purchase of Bus for Hatishila School</u> Principal Amount | 17,90,000 |
| Balance | <u>17,90,000</u> |
| VI <u>UCO bank CC Account No. 05720510000618</u> | <u>5,00,12,470</u> |



| | | |
|------|--|---------------------|
| VII | <u>HDFC Loan No. 85921369 for Purchase of Bus for ADTU</u> | |
| | Principal Amount | 28,64,000 |
| | Less: Amount Repaid During the Year | 2,14,400 |
| | Balance | <u>26,49,600</u> |
| VIII | <u>HDFC Loan Account No. 119079027 (KIA) for Purchase of Vehicle for Trustee</u> | |
| | Principal Amount | 9,00,000 |
| | Less: Amount Repaid During the Year | 1,14,130 |
| | Balance | <u>7,85,870</u> |
| IX | <u>HDFC Loan No. 123473518 for Purchase of Bus for ADTU</u> | |
| | Principal Amount | 7,50,000 |
| | Less: Amount Repaid During the Year | 55,097 |
| | Balance | <u>6,94,903</u> |
| X | <u>HDFC bank LTD Loan Account No.92543322 for Purchase of Bus for ADTU</u> | |
| | Opening Balance | 8,51,809 |
| | Less: Amount Repaid During the Year | 6,28,661 |
| | Balance | <u>2,23,148</u> |
| XI | <u>HDFC Loan No. 123472773 for Purchase of Bus for ADTU</u> | |
| | Principal Amount | 18,79,500 |
| | Less: Amount Repaid During the Year | 1,40,700 |
| | Balance | <u>17,38,800</u> |
| XII | <u>HDFC Loan No. 123473158 for Purchase of Bus for ADTU</u> | |
| | Principal Amount | 18,79,500 |
| | Less: Amount Repaid During the Year | 1,40,700 |
| | Balance | <u>17,38,800</u> |
| XIII | <u>HDFC Loan Account No. 114750718 for Purchase of Bus for ADTU</u> | |
| | Opening Balance | 28,75,131 |
| | Less: Amount Repaid During the Year | 5,23,481 |
| | Balance | <u>23,51,650</u> |
| XIV | <u>Uco. Bank Term Loan A/c. No 05720610015445</u> | |
| | Opening Balance | 20,16,91,009 |
| | Less: Amount Repaid During the Year | 456 |
| | Balance | <u>20,16,90,553</u> |
| | TOTAL SECURED LOANS (I+II+III+IV+V+VI+VII+VIII+IX+X+XI+XII+XIII+XIV) | <u>27,05,03,794</u> |

SECURITY DETAILS OF LOANS

- 1 **Term Loans with UCO Bank Guwahati A/c No. 05720610015445**
(Secured by first charge of entire land & Building at Panikheti measuring 132 Bighas 3 Lechas Bearing drawing No. 3, 4, 5, 6, 7, 8, 9, 10, 11, 13, 14, 15, 16, 17, 18, 19-28, 52, & 140, Dag No 310 Patta No. 17, Revenue Village No. 2, Panikaity Mouza-Beltola, Kamrup owned by Down Town Charity Trust & all equipments & Furniture & Fixtures both present & future. The loan is further secured by personal guarantee of Five trustees
- 2 Loan for purchase of Buses are secured by Hypothecation of the respective Vehicles



SCHEDULE-C : UNSECURED LOANSAs On 31-03-2022
(Rs.)

| | |
|--|--------------------|
| 1 Down Town Hospital Ltd, Guwahati (incl. Current Account) | 4,97,03,262 |
| 2 Excel Construcion (P) Ltd, Guwahati | 2,74,36,616 |
| Total | 7,71,39,878 |

SCHEDULE-D : OTHER LIABILITIESAs On 31-03-2022
(Rs.)**SUNDRY CREDITORS**

| | |
|-------------------------------------|-----------|
| I Moran | 5,91,653 |
| Abdus Salam Ahmed | 33,567 |
| Canvas Advertisement | 5,67,835 |
| Chinmoy Borah | 1,88,203 |
| Diganta Saikia | 13,500 |
| Flooring N Furnishing | 3,37,966 |
| Nazrul Hoque | 7,77,148 |
| N H Enterprise | 45,561 |
| Raju Dresses | 4,20,341 |
| Saraighat Construction | 16,084 |
| S H Steel Fabrication (Sakil Hoque) | 29,91,858 |
| Total (I) | |
| II Hatishila | 43,282 |
| Abdul Rahman | 22,066 |
| Affairs Exhibitions & Media Pvt Ltd | 6,140 |
| Agarwal Metal | 11,750 |
| Ananta Trade Centre | 36,831 |
| Arihant Marketing | 1,710 |
| Assam Trade Agencies | 18,600 |
| Austin AAC Infratech | 2,58,375 |
| B N Enterprise | 37,900 |
| Classic | 1,22,751 |
| Eastern Networks | 83,612 |
| Eskay Marketing | 64,500 |
| Furniture Shoppe | 1,30,000 |
| Giyasuddin Ali | 8,20,083 |
| Goswami Enterprise | 2,73,677 |
| J I Enterprise | 9,68,121 |
| Laxmi Hardware | 95,524 |
| Maa Kamakhya Electricals & Co. | 8,03,776 |
| Nabajit Biswas | 4,25,599 |
| Narayan Blswas | 14,51,885 |
| N. K. Enterprise | 1,87,147 |
| North East Infra Network | 3,12,657 |
| Ropiqul Hoque | 50,043 |
| Sanico Sales Corporation | 3,10,000 |
| Security Deposit | 86,121 |
| Swastik Systems | 66,22,150 |
| Total (II) | |



| | |
|--|------------------|
| III Sawkuchi Project | |
| Anarul Hoque | 25179 00 |
| Brajendra Steel | 67173 00 |
| Giyasuddin Ali | 29994 00 |
| N K Enterprise | 68165 00 |
| Total (III) | 1,90,511 |
| IV Statutory Liabilities Payable - Adtu & Trust | |
| ESI Contribution Payable (Employers & Employees) | 1,33,236 |
| PF Contribution Payable (Employers & Employees) | 3,43,221 |
| ESI Payable Contractors | 2,72,439 |
| Professional Tax Payable | 1,84,355 |
| TDS Payable (192 B) | 28,46,513 |
| TDS Payable (194C) | 4,13,165 |
| TDS Payable (194 J) | 2,38,023 |
| TDS Payable (194 I(B)) | 19,362 |
| TDS Payable (194H) | 4,59,703 |
| Total (IV) | 49,10,017 |
| V Sundry Creditors - Adtu & Trust | |
| A.P.D.C.L | 6,82,364 |
| Advertisement Group | 19,98,497 |
| Amirul Islam | 7,50,000 |
| Azizul Hoque | 44,333 |
| C R Associates | 7,600 |
| Classic | 1,13,700 |
| Debashis Mitra & Associates | 30,150 |
| Dipjyoti Saikia Trust | 17,412 |
| Eastern Networks | 6,00,369 |
| Gakul Chandra Das | 49,812 |
| Geek Works Councultency Pvt Ltd | 25,75,991 |
| Goswami Enterprise | 5,93,129 |
| Hostel & Paying Guest | 1,57,014 |
| Indian High Vacuum Pumps | 4,76,325 |
| Indus Surveillance (Trust) | 15,09,683 |
| Indus Surveillance | 29,851 |
| I-Nurture Education Sloutions Pvt Ltd | 74,57,497 |
| J B Surgicals | 43,236 |
| J. K. Group and Company | 24,73,682 |
| Jaldhara & Company | 5,32,229 |
| Khushi Advertising - Trust | 2,03,578 |
| Laxmi Hardware | 5,69,053 |
| M/S AREA 27 | 39,225 |
| Maa Kamakhya Electricals & Co. | 1,44,467 |
| MAC Power Systems | 32,175 |
| MS Jadav & Co. | 6,10,400 |
| Nazrul Hoque | 3,48,886 |
| NE RMC READYMIX | 3,39,519 |
| Other Misc Liability Payable | 3,49,330 |
| Prasad Psycho Corpn | 3350 |
| RBM Associates | 1,64,731 |
| Reliance Jio Infocomm Limited | 31402 |
| RK Degree College Of Management & Technological Sci | 3,02,500 |
| RMC Ready mix (India) | 1,99,085 |
| S B Suppliers | 1,71,367 |
| S K Borewell | 1,910 |
| Salary Payable | 2,63,51,718 |



DOWN TOWN CHARITY TRUST
DISPUR : GUWAHATI
SCHEDULES TO THE ACCOUNTS FOR THE YEAR ENDED 31ST MARCH,2022 (Contd.)

SCHEDULE - E : PROPERTY PLANT & EQUIPMENT


| SL No | PARTICULARS | W.D.V. AS AT 01.04.2021 Rs. | Addition During The period ended 30-09-2021 Rs. | Addition for the period ended 31-03-22 Rs. | Total Addition for the period ended 31-03-22 Rs. | Sale during the year Rs. | Total as at 31.03.2022 | Depreciation | | W.D.V. AS AT 31.03.2022 Rs. |
|----------|-----------------------------------|-----------------------------------|--|--|--|--------------------------------|---------------------------|--------------|--------------------|-----------------------------------|
| | | | | | | | | Rate | Rs. | |
| | | | | | | | | | As at 31.03.22 | |
| 1 | Down Town School Hatishila | | | | | | | | | |
| | Land | 4,65,49,230 | 22,69,604 | 25,000 | 22,94,604 | | 4,88,43,834 | | | 4,88,43,834 |
| | Site Development | 7,86,553 | 9,02,667 | 10,84,574 | 19,87,241 | | 27,73,794 | | | 27,73,794 |
| | Civil Construction (Building) | 5,02,80,101 | 3,66,00,655 | 2,76,86,992 | 6,42,87,647 | | 11,45,67,748 | 10% | 1,00,72,425 | 10,44,95,323 |
| | Electricals | 3,85,443 | 12,61,143 | 36,52,895 | 49,14,038 | | 52,99,481 | 10% | 3,47,303 | 49,52,178 |
| | Motor Vehicle | - | - | 63,38,365 | 63,38,365 | | 63,38,365 | 15% | 4,75,377 | 58,62,988 |
| | CCTV | 7,10,882 | - | - | - | | 7,10,882 | 15% | 1,06,632 | 6,04,250 |
| | Fire Extinguisher | 12,33,776 | - | - | - | | 12,33,776 | 10% | 1,23,378 | 11,10,398 |
| | Play & Sports items | - | - | 25,98,417 | 25,98,417 | | 25,98,417 | 15% | 1,94,881 | 24,03,536 |
| | Furniture & Fixtures | | 2,87,189 | 24,10,040 | 26,97,229 | | 26,97,229 | 10% | 1,49,221 | 25,48,008 |
| | Kitchen Utensils | | | 36,831 | 36,831 | | 36,831 | 15% | 2,762 | 34,069 |
| | Pump Sets | | 4,46,253 | 2,19,983 | 6,66,236 | | 6,66,236 | 15% | 83,437 | 5,82,799 |
| | Water Cooler | | | 1,05,305 | 1,05,305 | | 1,05,305 | 15% | 7,898 | 97,407 |
| | Total (1) | 9,99,45,985 | 4,17,67,511 | 4,41,58,402 | 8,59,25,913 | | 18,58,71,898 | | 1,15,63,315 | 17,43,08,583 |
| 2 | Down Town School Moran | | | | | | | | | |
| | Site Development | 1,18,64,288 | 21,36,147 | 38,40,062 | 59,76,209 | | 1,78,40,497 | | | 1,78,40,497 |
| | Civil Construction (Building) | 2,40,74,126 | 1,53,48,339 | 1,80,25,227 | 3,33,73,566 | | 5,74,47,692 | 10% | 48,43,508 | 5,26,04,184 |
| | Electricals | 43,573 | 7,00,174 | 18,51,197 | 25,51,371 | | 25,94,944 | 10% | 1,66,935 | 24,28,009 |
| | D G Set | - | - | 6,10,000 | 6,10,000 | | 6,10,000 | 15% | 45,750 | 5,64,250 |
| | Motor Vehicle | - | - | 38,24,614 | 38,24,614 | | 38,24,614 | 15% | 2,86,846 | 35,37,768 |
| | Fire Extinguisher | | | 16,54,169 | 16,54,169 | | 16,54,169 | 10% | 82,708 | 15,71,461 |
| | CCTV | 9,500 | 11,040 | 8,050 | 19,090 | | 28,590 | 15% | 3,685 | 24,905 |
| | Books | | | | | | | 15% | - | - |
| | Computers | 6,88,530 | - | 72,900 | 72,900 | | 7,61,430 | 40% | 2,89,992 | 4,71,438 |
| | Biometric Time Attendance | | | 15,694 | 15,694 | | 15,694 | 15% | 1,177 | 14,517 |
| | Furniture & Fixtures | 5,39,688 | 2,61,903 | 7,80,756 | 10,42,659 | | 15,82,347 | 10% | 1,19,197 | 14,63,150 |
| | Total (2) | 3,72,19,705 | 1,84,57,603 | 3,06,82,669 | 4,91,40,272 | | 8,63,59,977 | | 58,39,798 | 8,05,20,179 |



DOWN TOWN CHARITY TRUST
DISPUR : GUWAHATI
SCHEDULES TO THE ACCOUNTS FOR THE YEAR ENDED 31ST MARCH,2022 (Contd.)

SCHEDULE - E : PROPERTY PLANT & EQUIPMENT


| SL No | PARTICULARS | W.D.V. AS AT 01.04.2021 Rs. | Addition During The period ended 30-09-2021 Rs. | Addition for the period ended 31-03-22 Rs. | Total Addition for the period ended 31-03-22 Rs. | Sale during the year Rs. | Total as at 31.03.2022 | Depreciation | | W.D.V. AS AT 31.03.2022 Rs. |
|-------|-------------------------------|-----------------------------------|--|--|--|--------------------------------|---------------------------|--------------|-----------------|-----------------------------------|
| | | | | | | | | Rate | Rs. | |
| | | | | | | | | | As at 31.03.22 | |
| 3 | Sawkuchi Project | | | | | | | | | |
| | Land | 19,46,49,415 | 1,80,000 | | 1,80,000 | | 19,48,29,415 | | | 19,48,29,415 |
| | Site Development | 76,226 | 7,99,988 | 22,76,853 | 30,76,841 | | 31,53,067 | | | 31,53,067 |
| | Civil Construction (Building) | 1,99,974 | 12,74,354 | 6,67,768 | 19,42,122 | | 21,42,096 | 10% | 1,80,821 | 19,61,275 |
| | Total (3) | 19,49,25,615 | 22,54,342 | 29,44,621 | 51,98,963 | | 20,01,24,578 | | 1,80,821 | 19,99,43,757 |
| 4 | Land - North Guwahati | | | 3,04,400 | 3,04,400 | | 3,04,400 | | - | 3,04,400 |
| 5 | Adtu & Trust | | | | | | | | | |
| | Land | 60,65,660 | | 20,500 | 20,500 | | 60,86,160 | | | 60,86,160 |
| | Site Development | 3,43,29,438 | | 7,000 | 7,000 | | 3,43,36,438 | | | 3,43,36,438 |
| | Civil Construction (Building) | 59,00,18,548 | 3,43,24,923 | 8,14,99,179 | 11,58,24,102 | | 70,58,42,650 | 10% | 6,65,09,306 | 63,93,33,344 |
| | Furniture & Fixtures | 3,51,83,233 | 31,23,499 | 1,31,46,364 | 1,62,69,863 | | 5,14,53,096 | 10% | 44,87,991 | 4,69,65,105 |
| | Electricals | | | | | | | | | |
| | Ceiling & Stand Fan | 90,242 | 16,200 | 1,88,601 | 2,04,801 | | 2,95,043 | 10% | 20,074 | 2,74,969 |
| | Electncals | 3,53,53,678 | 28,90,933 | 50,20,642 | 79,11,575 | | 4,32,65,253 | 10% | 40,75,493 | 3,91,89,760 |
| | Stabilizer | 5,37,352 | | | - | | 5,37,352 | 10% | 53,735 | 4,83,617 |
| | Air Conditioners | 32,14,542 | 4,16,400 | 4,34,390 | 8,50,790 | 2,400 | 40,62,932 | 10% | 3,84,814 | 36,78,118 |
| | Aquaguards | 2,97,790 | | 77,340 | 77,340 | | 3,75,130 | 15% | 50,469 | 3,24,661 |
| | Aquarium | 42,332 | | 8,353 | 8,353 | | 50,685 | 15% | 6,976 | 43,709 |
| | Exhaust Fan | 51,961 | | | - | | 51,961 | 15% | 7,794 | 44,167 |
| | Honda 1 5 Vibrator | 11,838 | | | - | | 11,838 | 15% | 1,776 | 10,062 |
| | Tata Swach water punfier | 12,176 | | | - | | 12,176 | 15% | 1,826 | 10,350 |
| | Emergency Light | 25,183 | | | - | | 25,183 | 15% | 3,777 | 21,406 |
| | Geysar | 19,666 | | | - | | 19,666 | 15% | 2,950 | 16,716 |
| | EPABX System | 12,68,555 | | | - | | 12,68,555 | 15% | 1,90,283 | 10,78,272 |
| | Laundry Machine | 4,67,562 | | | - | | 4,67,562 | 15% | 70,134 | 3,97,428 |
| | OTG | 5,443 | | | - | | 5,443 | 15% | 816 | 4,627 |



DOWN TOWN CHARITY TRUST
DISPUR : GUWAHATI
SCHEDULES TO THE ACCOUNTS FOR THE YEAR ENDED 31ST MARCH,2022 (Contd.)

SCHEDULE - E : PROPERTY PLANT & EQUIPMENT


| SL No | PARTICULARS | W.D.V. AS AT 01.04.2021 Rs. | Addition During The period ended 30-09-2021 Rs. | Addition for the period ended 31-03-22 Rs. | Total Addition for the period ended 31-03-22 Rs. | Sale during the year Rs. | Total as at 31.03.2022 | Depreciation | | W.D.V. AS AT 31.03.2022 Rs. |
|-------|--------------------------------|-----------------------------------|--|--|--|--------------------------------|---------------------------|--------------|----------------|-----------------------------------|
| | | | | | | | | Rate | Rs. | |
| | | | | | | | | | As at 31.03.22 | |
| | Telephone Handsets | 46,672 | | | - | | 46,672 | 15% | 7,001 | 39,671 |
| | Refrigerator | 5,25,309 | 12,790 | 99,214 | 1,12,004 | | 6,37,313 | 15% | 88,156 | 5,49,157 |
| | Television | 5,15,442 | 84,000 | 28,951 | 1,12,951 | | 6,28,393 | 15% | 92,088 | 5,36,305 |
| | Water Coolers | 6,42,309 | | | - | | 6,42,309 | 15% | 96,346 | 5,45,963 |
| | Water Filter & purifier | 2,99,699 | | | - | | 2,99,699 | 15% | 44,955 | 2,54,744 |
| | Water Pump | 14,15,788 | | | - | | 14,15,788 | 15% | 2,12,368 | 12,03,420 |
| | Led Panel | | | 12,84,388 | 12,84,388 | | 12,84,388 | 15% | 96,329 | 11,88,059 |
| | Water Tank | 3,55,904 | | 4,000 | 4,000 | | 3,59,904 | 15% | 53,686 | 3,06,218 |
| | Black / White Boards | 1,07,172 | | | - | | 1,07,172 | 15% | 16,076 | 91,096 |
| | Library Books | 47,31,803 | 14,095 | 8,96,763 | 9,10,858 | | 56,42,661 | 15% | 7,79,142 | 48,63,519 |
| | Digital Camera | 1,32,155 | | | - | | 1,32,155 | 15% | 19,823 | 1,12,332 |
| | Indicator | 60,651 | | | - | | 60,651 | 15% | 9,098 | 51,553 |
| | Internet Connections | 45,90,068 | 11,80,432 | 50,883 | 12,31,315 | | 58,21,383 | 15% | 8,69,391 | 49,51,992 |
| | Kitchen Equipments | | | | | | | | | |
| | Gas Burners | 19,119 | | | - | | 19,119 | 15% | 2,868 | 16,251 |
| | Gas Line | 31,122 | | | - | | 31,122 | 15% | 4,668 | 26,454 |
| | Warm Display Counter | 1,92,231 | | | - | | 1,92,231 | 15% | 28,835 | 1,63,396 |
| | Kitchen Utensils | 4,37,434 | 30,210 | 1,30,887 | 1,61,097 | | 5,98,531 | 15% | 79,963 | 5,18,568 |
| | Kitchen Equipment(others) | 14,54,755 | 69,680 | 46,488 | 1,16,168 | | 15,70,923 | 15% | 2,32,152 | 13,38,771 |
| | Medical Equipments | | | | | | | | | |
| | Laboratory Equipments (others) | 2,01,91,138 | 19,45,818 | 20,22,988 | 39,68,806 | | 2,41,59,944 | 15% | 34,72,268 | 2,06,87,677 |
| | Manikin | 10,91,508 | | | - | | 10,91,508 | 15% | 1,63,726 | 9,27,782 |
| | Electric Incinerator | 1,58,774 | | | - | | 1,58,774 | 15% | 23,816 | 1,34,958 |
| | Medical Equipments | 1,46,94,158 | | | - | | 1,46,94,158 | 15% | 22,04,124 | 1,24,90,034 |
| | Lifts | 28,71,162 | 38,98,719 | | 38,98,719 | | 67,69,881 | 15% | 10,15,482 | 57,54,399 |
| | Motor Vehicles | | | | | | | | | |
| | Ambulance | 61,164 | | | - | | 61,164 | 15% | 9,175 | 51,989 |
| | Bolero Pick Up | 3,56,124 | | 9,18,000 | 9,18,000 | | 12,74,124 | 15% | 1,22,269 | 11,51,855 |



DOWN TOWN CHARITY TRUST
DISPUR : GUWAHATI
SCHEDULES TO THE ACCOUNTS FOR THE YEAR ENDED 31ST MARCH,2022 (Contd.)

SCHEDULE - E : PROPERTY PLANT & EQUIPMENT


| SL No | PARTICULARS | W.D.V. AS AT 01.04.2021 Rs. | Addition During The period ended 30-09-2021 | Addition for the period ended 31-03-22 | Total Addition for the period ended 31-03-22 | Sale during the year | Total as at 31.03.2022 | Depreciation | | W.D.V. AS AT 31.03.2022 Rs. |
|-------|---|-----------------------------------|---|---|---|-------------------------|---------------------------|--------------|----------------|-----------------------------------|
| | | | | | | | | Rate | Rs. | |
| | | | | | | | | | As at 31.03.22 | |
| | <i>Bolero Car</i> | 6,28,063 | | | - | | 6,28,063 | 15% | 94,209 | 5,33,854 |
| | <i>Eicher Bus</i> | 10,74,836 | | | - | | 10,74,836 | 15% | 1,61,225 | 9,13,611 |
| | <i>Nexa</i> | 6,00,045 | | | - | | 6,00,045 | 15% | 90,007 | 5,10,038 |
| | <i>Verna</i> | 9,60,200 | | | - | | 9,60,200 | 15% | 1,44,030 | 8,16,170 |
| | <i>Kia Motors (Sonet)</i> | | 11,17,498 | | 11,17,498 | | 11,17,498 | 15% | 1,67,625 | 9,49,873 |
| | <i>Tata Star Bus</i> | 51,64,261 | | 46,04,256 | 46,04,256 | | 97,68,517 | 15% | 11,19,958 | 86,48,559 |
| | <i>Volkswagen Tiguan</i> | 38,73,056 | | | - | | 38,73,056 | 15% | 5,80,958 | 32,92,098 |
| | <i>JCB</i> | | | 33,71,035 | 33,71,035 | | 33,71,035 | 15% | 2,52,828 | 31,18,207 |
| | <i>Motor Vehicles (Others)</i> | 99,18,993 | | | - | 2,57,583 | 96,61,410 | 15% | 14,87,849 | 81,73,561 |
| | Machinery & other Equipments | | | | | | - | | - | - |
| | <i>Attendance Machine</i> | 4,87,250 | | | - | | 4,87,250 | 15% | 73,088 | 4,14,163 |
| | <i>Solar Energy Plant</i> | 17,27,546 | | | - | | 17,27,546 | 15% | 2,59,132 | 14,68,414 |
| | <i>Billing Machine</i> | 2,91,790 | | | - | | 2,91,790 | 15% | 43,769 | 2,48,022 |
| | <i>Car Simulator</i> | 78,592 | | | - | | 78,592 | 15% | 11,789 | 66,803 |
| | <i>DG Set</i> | 8,88,997 | | | - | | 8,88,997 | 15% | 1,33,350 | 7,55,647 |
| | <i>Snap Maker/Designer</i> | | 2,24,699 | | 2,24,699 | | 2,24,699 | 15% | 33,705 | 1,90,994 |
| | <i>Electronic Weight Machine</i> | 24,351 | | | - | | 24,351 | 15% | 3,653 | 20,698 |
| | <i>Engineering Equipments</i> | 1,00,04,071 | | 11,17,873 | 11,17,873 | | 1,11,21,944 | 15% | 15,84,451 | 95,37,493 |
| | <i>Pillar Drill Machine</i> | 20,207 | | | - | | 20,207 | 15% | 3,031 | 17,176 |
| | <i>Primax Mixture Machine</i> | 98,083 | | | - | | 98,083 | 15% | 14,712 | 83,371 |
| | <i>Mourgue (FA)</i> | 60,293 | | | - | | 60,293 | 15% | 9,044 | 51,249 |
| | <i>Pump Sets</i> | 2,83,446 | | 4,94,410 | 4,94,410 | | 7,77,856 | 15% | 79,598 | 6,98,258 |
| | <i>Deep Tube well (Machines)</i> | 22,46,070 | | | - | | 22,46,070 | 15% | 3,36,911 | 19,09,160 |
| | <i>Room Heater</i> | 17,796 | | 2,300 | 2,300 | | 20,096 | 15% | 2,842 | 17,254 |
| | <i>Sewing Machine</i> | 2,11,015 | | | - | | 2,11,015 | 15% | 31,652 | 1,79,363 |
| | <i>Tools & Equipment</i> | 4,24,570 | 30,860 | | 30,860 | | 4,55,430 | 15% | 68,315 | 3,87,116 |
| | <i>Utensils</i> | 2,02,984 | | | - | | 2,02,984 | 15% | 30,448 | 1,72,536 |
| | <i>Welding Machine</i> | 4,392 | | 10,800 | 10,800 | | 15,192 | 15% | 1,469 | 13,723 |



DOWN TOWN CHARITY TRUST
DISPUR : GUWAHATI
SCHEDULES TO THE ACCOUNTS FOR THE YEAR ENDED 31ST MARCH,2022 (Contd.)

SCHEDULE - E : PROPERTY PLANT & EQUIPMENT

| SL No | PARTICULARS | W.D.V. AS AT 01.04.2021 Rs. | Addition During The period ended 30-09-2021 | Addition for the period ended 31-03-22 | Total Addition for the period ended 31-03-22 | Sale during the year | Total as at 31.03.2022 | Depreciation | | W.D.V. AS AT 31.03.2022 Rs. |
|-------|---------------------------------|-----------------------------------|---|---|---|-------------------------|---------------------------|--------------|----------------|-----------------------------------|
| | | | Rs. | Rs. | Rs. | Rs. | | Rate | As at 31.03.22 | |
| | | | | | | | | | | |
| | Swimming Pool Equipments | 6,17,99,910 | | | - | | 6,17,99,910 | 15% | 92,69,987 | 5,25,29,924 |
| | Mixture Grinder | 28,172 | | | - | | 28,172 | 15% | 4,226 | 23,946 |
| | Wood cutting Machine | 13,025 | | | - | | 13,025 | 15% | 1,954 | 11,071 |
| | Cash Cutting Machines | 31,882 | | | - | | 31,882 | 15% | 4,782 | 27,100 |
| | Photocopier Machines | 3,73,384 | | 2,10,811 | 2,10,811 | 28,700 | 5,55,495 | 15% | 71,818 | 4,83,677 |
| | Music System | - | | | - | | - | 15% | - | - |
| | Oxyzen Line | 1,04,041 | | | - | | 1,04,041 | 15% | 15,606 | 88,435 |
| | Projector | 31,67,222 | | 5,04,301 | 5,04,301 | | 36,71,523 | 15% | 5,12,906 | 31,58,617 |
| | Rod Cutting Machine | 18,089 | | | - | | 18,089 | 15% | 2,713 | 15,376 |
| | Scanner | 1,17,546 | | | - | | 1,17,546 | 15% | 17,632 | 99,914 |
| | Speaker Box & Amplifer | 70,187 | | | - | | 70,187 | 15% | 10,528 | 59,659 |
| | Sport Items | 10,49,678 | | 5,75,179 | 5,75,179 | | 16,24,857 | 15% | 2,00,590 | 14,24,267 |
| | Mobile Handsets | 10,77,997 | 59,480 | 37,200 | 96,680 | 1,40,100 | 10,34,577 | 15% | 1,73,412 | 8,61,165 |
| | Inverter | 86,355 | | | - | | 86,355 | 15% | 12,953 | 73,402 |
| | Air Gun | 8,635 | | | - | | 8,635 | 15% | 1,295 | 7,340 |
| | CCTV & Web Camera | 53,04,322 | 1,32,770 | 6,05,069 | 7,37,839 | | 60,42,161 | 15% | 8,60,944 | 51,81,217 |
| | Washing Machine | 1,03,954 | | | - | | 1,03,954 | 15% | 15,593 | 88,361 |
| | Computers & Laptop | 87,13,162 | 8,22,054 | 49,53,166 | 57,75,220 | | 1,44,88,382 | 40% | 48,04,720 | 96,83,662 |
| | Media Convertor | 7,390 | | 9,500 | 9,500 | | 16,890 | 40% | 4,856 | 12,034 |
| | Educational Software | 11,04,274 | 1,89,048 | 6,61,980 | 8,51,028 | 37,677 | 19,17,625 | 40% | 6,49,725 | 12,67,900 |
| | Microphone, Speaker & Amplifier | 4,81,585 | 2,800 | 81,367 | 84,167 | | 5,65,752 | 15% | 78,760 | 4,86,992 |
| | BHM Precital Equipments | 716 | | | - | | 716 | 15% | 107 | 609 |
| | Biometric Time Attendance | 2,29,065 | | | - | | 2,29,065 | 15% | 34,360 | 1,94,705 |
| | Deep Freezer | 3,67,545 | | | - | | 3,67,545 | 15% | 55,132 | 3,12,413 |
| | Digital Notice Board | 2,62,449 | | | - | | 2,62,449 | 15% | 39,367 | 2,23,082 |
| | Exide Battery | 1,23,357 | | | - | | 1,23,357 | 15% | 18,504 | 1,04,853 |
| | GPS System | 37,861 | | | - | | 37,861 | 15% | 5,679 | 32,182 |
| | Grass Cutting Machine | 60,280 | | | - | | 60,280 | 15% | 9,042 | 51,238 |



DOWN TOWN CHARITY TRUST
DISPUR : GUWAHATI
SCHEDULES TO THE ACCOUNTS FOR THE YEAR ENDED 31ST MARCH,2022 (Contd.)

SCHEDULE - E : PROPERTY PLANT & EQUIPMENT

| SL No | PARTICULARS | W.D.V. AS AT 01.04.2021 Rs. | Addition During The period ended 30-09-2021 Rs. | Addition for the period ended 31-03-22 Rs. | Total Addition for the period ended 31-03-22 Rs. | Sale during the year Rs. | Total as at 31.03.2022 | Depreciation | | W.D.V. AS AT 31.03.2022 Rs. |
|-------|----------------------------------|-----------------------------------|--|--|--|--------------------------------|---------------------------|--------------|---------------------|-----------------------------------|
| | | | | | | | | Rate | Rs. | |
| | | | | | | | | | As at 31.03.22 | |
| | Ladder | 5,437 | | | - | | 5,437 | 15% | 816 | 4,621 |
| | Lamination Machine | 1,894 | | | - | | 1,894 | 15% | 284 | 1,610 |
| | Locker | 57,431 | 30,000 | | 30,000 | | 87,431 | 15% | 13,115 | 74,316 |
| | Spiral Binding Machine | 2,435 | | | - | | 2,435 | 15% | 365 | 2,070 |
| | Workshop Tools | 8,455 | 15,000 | 19,950 | 34,950 | | 43,405 | 15% | 5,015 | 38,391 |
| | Pop Corn Machine | 8,599 | | | - | | 8,599 | 15% | 1,290 | 7,309 |
| | Printers | 4,29,932 | | 2,65,305 | 2,65,305 | | 6,95,237 | 40% | 2,25,034 | 4,70,203 |
| | Data Card Printers | 3,009 | | 1,683 | 1,683 | | 4,692 | 40% | 1,540 | 3,152 |
| | UPS | 8,27,374 | 5,22,128 | 6,50,737 | 11,72,865 | | 20,00,239 | 40% | 6,69,948 | 13,30,291 |
| | Vending Machine | 1,03,508 | | | - | | 1,03,508 | 15% | 15,526 | 87,982 |
| | Wi-Fi System | 49,292 | | | - | | 49,292 | 40% | 19,717 | 29,575 |
| | Paintings, Art Work & Sculptures | 76,053 | | 2,83,760 | 2,83,760 | | 3,59,813 | 15% | 32,690 | 3,27,123 |
| | Floor Cleaner | 3,59,769 | | 4,77,473 | 4,77,473 | | 8,37,242 | 15% | 89,776 | 7,47,466 |
| | Vidio Conferencing Machine | 4,10,168 | | | - | | 4,10,168 | 40% | 1,64,067 | 2,46,101 |
| | Metal Ball | 17,124 | | | - | | 17,124 | 15% | 2,569 | 14,555 |
| | Steel Chain | 8,400 | | | - | | 8,400 | 15% | 1,260 | 7,140 |
| | Table Fan | 820 | | | - | | 820 | 15% | 123 | 697 |
| | Wall Clock | 14,185 | | | - | | 14,185 | 15% | 2,128 | 12,057 |
| | Musical Instrument | 37,403 | | 29,950 | 29,950 | | 67,353 | 15% | 7,857 | 59,496 |
| | Fire Extinguisher | 9,54,604 | | | - | | 9,54,604 | 10% | 95,460 | 8,59,144 |
| | TOTAL (5) | 88,93,85,742 | 5,11,54,036 | 12,48,53,036 | 17,60,07,072 | 4,66,460 | 1,06,49,26,354 | | 11,06,57,434 | 95,42,68,920 |
| | Grand Total (1+2+3+4+5) | 1,22,14,77,047 | 11,36,33,492 | 20,29,43,128 | 31,65,76,620 | 4,66,460 | 1,53,75,87,207 | | 12,82,41,368 | 1,40,93,45,839 |



| | |
|--|---------------------|
| Sanico Sales Corporation | 4,170 |
| Sankardev Gas Agency | 3,40,731 |
| Saviour Printsol Pvt Ltd | 15,340 |
| Shree Durga Timber | 17,36,951 |
| Suncraft Energy Private Ltd | 2,70,857 |
| Sunstone Education Technology Pvt Ltd | 36,10,000 |
| Swastik Systems | 4,02,378 |
| The Claphouse | 1,71,500 |
| Zenith India | 4,45,239 |
| Total (V) | 5,70,02,736 |
| VI Security Deposit Payable | |
| Security Deposit (Course Fee) | 5,77,40,651 |
| Security Deposit (Salary) | 59,28,829 |
| Security Deposit (Shop) | 10,000 |
| Security Deposit (Furniture) | 4,69,775 |
| Security Deposit (Hostel) | 39,15,500 |
| Tezpur Distance Learning Centre | 25,000 |
| Young Generation Mission Club (S Deposit) | 92,250 |
| Total (VI) | 6,81,82,005 |
| VII Others : | |
| Down Town Consultancy Pvt Ltd | 4,94,750 |
| down town Enterprise | 3,44,596 |
| Total of (VII) | 8,39,346 |
| Grand Total (I+II+III+IV+V+VI+VII) | 14,07,38,623 |

1 SCHEDULE-F : SUNDRY DEBTORS, Adtu

| | |
|--|--------------------|
| Aptech Ltd., & Attest Testing Services Ltd., | 1,63,217 |
| MEL Training & Assessment Ltd., | 29,641 |
| Ministry of Minority Affairs (NAIRASHNI) | 2,62,125 |
| NSEIT Ltd | 2,49,829 |
| Rashtriya Madhyamic Shiksha Abhijan | 5,54,45,426 |
| Reliance Life Science Private Limited | 72,155 |
| Twenty four seven Service | 90,000 |
| Sonowal Kachari Autonomous Council | 71,08,500 |
| Total | 6,34,20,893 |

2 Down Town Venture

| | |
|--------------------------|--------------------|
| PMKVY (NSDC) | 1,00,000 |
| Grand Total (1+2) | 6,35,20,893 |

As On 31-03-2022
(Rs.)

SCHEDULE-G: OTHER RECEIVABLES

1 OTHER ADVANCES

I Moran School

| | |
|-----------------------|------------------|
| Akash Protim Deori | 4,39,972 |
| Goswami Enterprise | 237 |
| Harshit Furniture | 4,300 |
| Mahabir Steel | 13,500 |
| Murliwala Steel Store | 66,750 |
| Nabin Rajkonwar | 30,000 |
| Sanjay Electricals | 15,310 |
| Sharwal Enterprise | 4,26,171 |
| Umang Enterprise | 41,647 |
| Monuj Kr. Deori | 1,00,800 |
| Total (i) | 11,38,687 |



| | |
|--|---------------------------|
| II <u>Security Deposit Receivable</u> | |
| Bhoirav Deori (For Land Lease) | 62,00,000 |
| Total Moran (II) | <u>62,00,000</u> |
| Grand Total (I +II) | <u><u>73,38,687</u></u> |
| 2 <u>Hatishila School</u> | |
| Abdur Rahman | 8,36,826 |
| Abdus Salam Ahmed | 4,03,327 |
| Adhunik Murti Bhandar | 64,500 |
| Aklima Khatun | 5,00,000 |
| Akshoy Kumar Pathak | 59,400 |
| Ashraful Islam | 68,000 |
| Binal Kamdar | 52,000 |
| Chinmoy Borah | 2,29,420 |
| Confluence | 1,52,500 |
| Delnet Developina Librarv Net work | 19,470 |
| Dipjyoti Saikia | 2,29,982 |
| Girin Kalita | 64,902 |
| Hitesh Sarma | 85,150 |
| Khaitan Carpet Corporation | 3,12,923 |
| Konelevator India Pvt Ltd | 1,65,000 |
| Moder Kitchen Ware | 8,85,530 |
| Nazrul Hoque | 5,55,900 |
| Popcorn Furniture and Lifestyle Ltd | 2,05,268 |
| Raajas India Pvt Ltd- | 73,455 |
| Rafique Haque | 13,200 |
| Rajasthan Lime Udyog | 6,17,620 |
| Rofiqul Sikdar | 88,548 |
| Sahabuddin Sheikh | 1,62,303 |
| Sanatan Surtradhar | 1,49,400 |
| Saraighat Construction | 93,435 |
| Sharwal Enterprise | 3,00,578 |
| Zayedra Khatun | 6,30,039 |
| Total (2) | <u><u>70,18,676</u></u> |
| 3 <u>Sawkuchi Project</u> | |
| Laxmi Hardware | <u>48,645</u> |
| 4 <u>North Guwahati Project</u> | |
| Alekchand Ali | 4,50,000 |
| Amit Baruah | 9,00,000 |
| Araf Ali | 7,50,000 |
| Arunima Das | 48,30,000 |
| Bitupan Kr Das | 1,07,90,000 |
| Padmini Das | 9,80,000 |
| Dipen Bharali | 1,00,000 |
| Mridul Choudhury | 10,00,000 |
| Nur Nahar Begum | 5,00,000 |
| Riyazuddin Ahmed | 14,04,250 |
| Tulshi Choudhury | 19,88,000 |
| Total (4) | <u><u>2,36,92,250</u></u> |
| 5 <u>OTHER ADVANCES (ADTU)</u> | |
| A G Electricals & Electronics | 50,020 |
| Abdul Alim Khan | 1,04,766 |
| Abdur Rahman (Abdul) | 97,272 |



| | |
|--|-------------|
| ABI Pool Solutions | 16,10,475 |
| ABS Technologies | 2,45,056 |
| Absolute Networks Pvt Ltd | 16,992 |
| Aditi Library Service | 26,075 |
| Aditya Birla Fashion & Retail Ltd | 2,10,000 |
| Advance to Staff | 22,72,500 |
| Advance to Toshvin Analytica Pvt., Ltd | 4,69,387 |
| Agilent Technologies India Pvt Ltd | 53,206 |
| Ankur Electricals | 1,92,000 |
| Arihant Marketing | 2,25,385 |
| Ashok Industrial Enterprise | 29,600 |
| Assocham | 2,39,540 |
| Axom Automobiles Pvt Ltd | 2,24,291 |
| Azzizul Hoque | 1,10,700 |
| B B Enterprise | 29,84,522 |
| B D Lab Solutions | 1,64,745 |
| B.N Enterprises (Bhupen Nayak) | 7,39,080 |
| Bharat Petroleum Corporation Limited | 3,44,000 |
| Brajendra Steel | 47,433 |
| Cadtrrns Ifotech Pvt. Ltd | 15,981 |
| Caramic Zone | 8,53,852 |
| Chinmoy Borah | 22,800 |
| Confluence Furnishing & Home Decor | 92,500 |
| Datamation Services | 8,69,920 |
| Dean Fund | 4,53,341 |
| Dhyan Enterprise | 34,895 |
| Digital Solution | 84,960 |
| Dipjyoti Saikia | 14,241 |
| Dyna Roof Pvt Ltd | 2,69,830 |
| Dynarroof Technical Services Pvt Ltd | 17,711 |
| Ece Industries Ltd | 10,384 |
| Elcom | 5,04,341 |
| Garima Marble | 5,78,864 |
| Geek works Technologies | 6,68,585 |
| Giyasuddin Ali | 1,94,211 |
| Globinno Engineering Solution LLP | 35,000 |
| GST Input | 4,25,180 |
| Hanif ALi Adtu | 2,49,200 |
| Hansha Bahini | 28,547 |
| Har-Gauree Traders | 12,41,815 |
| Hindustan Motors | 13,000 |
| Industrial Machinery Stores | 2,54,850 |
| Informatics Publishing Ltd | 2,78,775 |
| J I Enterprise | 77,419 |
| Jubbar Ali | 1,38,730 |
| Jyoti Das | 1,50,453 |
| Lab India Analytical Instruments Pvt Ltd | 2,38,042 |
| Lachit Refrigeration & Air Condition | 22,400 |
| Laxmi Harware | 1,53,07,040 |
| M.B.Trading Co | 2,75,177 |
| M/s Next World | 6,72,659 |
| Manik Enterprise | 24,960 |
| Mintu Das | 1,15,355 |



| | |
|---|-----------|
| Modern Surgical Company | 2,40,693 |
| N H Enterprise | 2,00,000 |
| N R Enterprise | 30,600 |
| Narayan Biswas | 4,73,609 |
| Nezone Industries | 3,10,635 |
| Niharika Dihidar | 60,000 |
| Niranjan Sharma | 6,463 |
| North East Infra Network | 37,12,906 |
| North East Supply Centre | 2,60,000 |
| Oddessemania Pvt Ltd | 2,00,000 |
| Oja Automobiles Pvt Ltd | 90,694 |
| Omega Elevators | 1,76,948 |
| Orelltechnosystems (India) Private Limited | 70,800 |
| OSL Exclusive PVT Ltd | 74,813 |
| Pabitra Kumar Saikia | 600 |
| PCI Pest Control Pvt Ltd | 28,125 |
| Prayuktivation Pvt Ltd | 210,000 |
| Perfectice Eduventure Pvt., Ltd., | 4,60,305 |
| Power Maker Unit II | 5,54,600 |
| Prabhat Nth | 40,000 |
| Prasanta Glass House | 22,240 |
| Priyanka Trade Agency | 6,900 |
| Raju Dresses | 2,73,096 |
| Raju Dresses - Skill | 3,400 |
| RAVI'S | 1,41,515 |
| Remi Sales and Engineering Ltd | 59,000 |
| Rishabh Marketing | 81,900 |
| Rofiqul Hoque | 1,55,500 |
| Rofiqul Sikdar | 2,77,200 |
| Ropiql Hoque | 2,70,898 |
| S G Pharmatec | 4,779 |
| S.S Graphics | 6,88,000 |
| Sahabuddin Sheikh | 39,800 |
| SAI Aviskar | 2,35,527 |
| Saikia Enterprise | 2,86,584 |
| Samklap | 12,59,355 |
| Sandeep & Co | 13,120 |
| Sanjib Gogoi | 7,000 |
| Saraighat Construction | 3,41,793 |
| Satyam Toilet Lubides | 24,780 |
| Shakti Tools & Machinery | 6,36,925 |
| Shankardev Gas Agency | 32,092 |
| Shivam Industries | 9,93,810 |
| Shree Bhargav News Agency | 500 |
| Shyam Hardware Stores | 55,270 |
| Shyam Sundar Mukesh Kumar | 4,09,205 |
| Sicedm | 97,021 |
| Skylark Sports | 1,23,008 |
| Sofiqul Hoque | 2,36,805 |
| Spark Consultants | 1,00,000 |
| Spectrum Trade & Communication Center | 2,25,000 |
| Srimanta Sankardev University of Health Science | 97,420 |
| Staff Loan | 15,43,738 |



| | |
|---|--------------------|
| Star Infotech | 68,700 |
| Subal Deka-Hatisila Site | 78,729 |
| Synergy Techno Support & Solutions LLP | 17,700 |
| TC Automobiles | 1,53,575 |
| Tds Receivable | 68,80,808 |
| Tirupati Electricals | 54,804 |
| Tirupati Marketing Corporation | 1,54,493 |
| Tirupati Polymars | 16,910 |
| Toufik Mondal | 2,000 |
| Tyre Centre | 34,400 |
| VENTECO | 82,606 |
| Volant Technologies | 11,46,514 |
| Xipar Solutions Pvt Ltd | 2,00,000 |
| Yasin Ali | 7,54,895 |
| Zenith Engineering & Consultancy | 10,000 |
| Pradip Chandra Kachari | 72,36,000 |
| Promod Boro | 6,00,000 |
| Ziaur Rahman(RMSA-Ujani Sodiya HS School , Tinsukia | 9,000 |
| TOTAL (5) | 6,81,38,169 |

6 Security Deposit Receivable

| | |
|--|---------------------|
| Security Deposit (Aircel) | 1,000 |
| Security Deposit (Airtel) | 500 |
| Security Deposit (ASDM) | 1,75,000 |
| Security Deposit (Assam Plain Tribes) | 1,00,000 |
| Security Deposit (CEO GMDA) | 2,51,173 |
| Security Deposit (Indian Institute Of Entrepreneurs) | 50,000 |
| Security Deposit (LPG Cylinders) | 15,300 |
| Security Deposit (Reliance) | 2,250 |
| Security Deposit (RMSA Tripura) | 7,50,000 |
| Security Deposit (UPSC Coaching) | 40,000 |
| Security Deposit (Vocational) | 2,50,000 |
| Security Deposit (WPT & BC) | 50,000 |
| Security Deposit With APDCL | 8,82,595 |
| Security Deposit WithDish Antena | 2,490 |
| Security Deposit (Director Education Tripura | 50,000 |
| Security Deposit (Study Centre Jorhat) | 83,000 |
| Security Deposit | 97,90,720 |
| Security Deposit with BSNL | 1,500 |
| Security Deposit (Rupak Kumar Das (Hajo) | 2,00,000 |
| TOTAL (6) | 1,26,95,528 |
| TOTAL ADTU (5+6) | 8,08,33,697 |
| GRAND TOTAL (1+2+3+4+5 +6) | 11,89,31,955 |



| <u>SCHEDULE-H: CASH & BANK BALANCES</u> | | <u>A/c No.</u> | <u>As On 31-03-2022</u> <u>(Rs.)</u> |
|--|-----------------|----------------|---|
| 1 CASH IN HAND | | | |
| Cash in hand Moran | | | 7,02,584 |
| Cash in hand Hatishila | | | 35,000 |
| Cash in hand Adtu | | | 22,51,541 |
| TOTAL | | | 29,89,125 |
| 11 CASH AT BANK | | | |
| MORAN | | | |
| UCO Bank | 19940110067819 | | 10,04,768 |
| UCO Bank | 19940110070703 | | 78,195 |
| TOTAL | | | 10,82,963 |
| HATISHILA | | | |
| UCO Bank | 19940110075326 | | 11,37,317 |
| UCO Bank | 19940110083703 | | 15,41,548 |
| TOTAL | | | 26,78,865 |
| SAWKUSHI | | | |
| UCO Bank | 19940110075319 | | 4,963 |
| ADTU & TRUST | | | |
| Fixed Deposits | | | 1,53,14,735 |
| Axis Bank. Narengi | 921010047946058 | | 2,42,166 |
| Axis Bank. Khanapara | 911010064170503 | | 59,023 |
| Axis Bank. Khanapara | 40010100188449 | | 3,75,931 |
| Cheque in Hand | | | 10,70,000 |
| HDFC Bank Limited. Khanapara | 7571450000145 | | 6,05,941 |
| ICICI Bank Limited | 245601000211 | | 1,72,482 |
| IDBI Bank | 136104000142106 | | 1,31,347 |
| UCO Bank (RBI Deas A/C) | 19940100001935 | | 41,973 |
| UCO Bank | 572010033005 | | 1,83,319 |
| UCO Bank (Projects) | 5720110039649 | | 17,51,648 |
| UCO Bank (ADTUNJIM) | 110080085 | | 12,40,387 |
| UCO Bank | 5720110036846 | | 2,74,20,773 |
| UCO Bank | 19940200000018 | | 58,962 |
| UCO Bank | 19940110008225 | | 80,019 |
| UCO Bank | 5720110028285 | | 10,085 |
| UCO Bank | 19940100001111 | | 10,831 |
| UCO Bank | 19940100001165 | | 28,321 |
| UCO Bank | 19940100002328 | | 67,291 |
| UCO Bank | 19940100002197 | | 10,00,801 |
| UCO Bank | 5720100014414 | | 3,54,71,757 |
| UCO Bank | 5720110031506 | | 9,234 |
| Power Jyoti SBI Account | 32214979755 | | 2,73,482 |
| UCO Bank (Skill) | 5720110036853 | | 1,99,027 |
| UCO Bank (MOMA) | 19940110069929 | | 1,01,091 |
| UCO Bank (DTCT MAEF) | 19940110080665 | | 11,77,870 |
| UCO Bank | 19940110082812 | | 31,21,934 |
| UCO Bank | 19940110008232 | | 6,259 |
| TOTAL | | | 9,02,26,689 |
| TOTAL CASH & BANK BALANCES (I+II) | | | 9,69,82,605 |



DOWN TOWN CHARITY TRUST
DISPUR: GUWAHATI

SCHEDULE- I : EMPLOYEE BENEFIT EXPENSES

For the year ended 31-03-22
Rs.

I. ADTU:

| | |
|--|---------------------|
| Salaries Expenses | 18,61,88,090 |
| EPF Employer's Contribution | 59,47,322 |
| Admin Charges for P.F | 4,64,977 |
| ESI Employer's Contribution | 31,06,506 |
| Medical Reimbursement | 1,64,677 |
| Training, Performance & Special Allowances | 19,73,445 |
| Guest Faculty Fees | 4,29,802 |
| Staff Welfare | 54,930 |
| Reimbursement of Conveyance | 11,98,990 |
| TOTAL (I) | 19,95,28,739 |

II Venture Lab Training Expenses (Tide 2.0 project)

| | |
|---|---------------------|
| Salaries | 4,30,504 |
| Honorarium & Guest Faculty Expenses for Seminar | 37,500 |
| TOTAL (II) | 4,68,004 |
| TOTAL (I+II) | 19,99,96,743 |

III Hatishila School

| | |
|---------------------------|-----------|
| Employee Benefit Expenses | 14,02,488 |
|---------------------------|-----------|

IV Moran School

| | |
|---------------------------|-----------|
| Employee Benefit Expenses | 46,51,363 |
|---------------------------|-----------|

V Trust

| | |
|----------------|--------------------|
| Salary | 4,39,14,780 |
| Guest Faculty | 18,59,400 |
| TOTAL V | 4,57,74,180 |

GRAND TOTAL (I + II +III +IV+V)

25,18,24,774

For the year ended 31-03-22
Rs.

SCHEDULE-J :HOSTEL & CANTEEN EXPENSES

I. Adtu

| | |
|----------------------------|--------------------|
| Canteen Expenses of Campus | 1,51,88,503 |
| Hostel Expenses | 7,99,961 |
| TOTAL (I) | 1,59,88,464 |

II. Hatishila School

| | |
|------------------|--------|
| Canteen Expenses | 14,506 |
|------------------|--------|

GRAND TOTAL (I + II)

1,60,02,970

For the year ended 31-03-22
Rs.

SCHEDULE-K: POWER & FUEL

I ADTU

| | |
|----------------------|--------------------|
| Diesel for DG Set | 3,35,550 |
| Fuel for Vehicles | 62,61,949 |
| Electricity Expenses | 63,80,095 |
| TOTAL | 1,29,77,594 |

II Hatishila School

| | |
|----------------------|----------|
| Electricity Expenses | 1,05,893 |
|----------------------|----------|



III Moran School

| | |
|----------------------|-----------------|
| Electricity Expenses | 6,19,152 |
| Fuel for Vehicles | 1,12,457 |
| TOTAL | 7,31,609 |

IV Sawkuchi Project

| | |
|----------------------|--------|
| Electricity Expenses | 52,106 |
|----------------------|--------|

V DTCT Trust

| | |
|--|--------------------|
| Electricity Expenses | 3,30,373 |
| GRAND TOTAL (I + II +III +IV+V) | 1,41,97,575 |

SCHEDULE-L :RENT

For the year ended 31-03-22
Rs.

I Adtu

| | |
|--|-----------------|
| Rent Expenses | 1,54,737 |
| Rent (vc) | 2,47,500 |
| Rent for Electronic Data Capture Machine(GPRS) | 1,463 |
| TOTAL (I) | 4,03,700 |

II Moran School

| | |
|------|----------|
| Rent | 1,13,500 |
|------|----------|

III Hatishila School

| | |
|------|--------|
| Rent | 84,200 |
|------|--------|

IV DTCT Trust

| | |
|--------------------------------------|------------------|
| House Rent - Dhubri | 66,000 |
| House Rent | 3,99,200 |
| Rental Charges | 14,679 |
| Rent - Hajo Skill Centre | 5,90,400 |
| Total (IV) | 10,70,279 |
| GRAND TOTAL (I + II +III +IV) | 16,71,679 |

For the year ended 31-03-22
Rs.

SCHEDULE-M: REGISTRATION & EXAMINATION FEES**I. Adtu**

| | |
|---|--------------------|
| Registration & Academic & Incentive Expenses | 84,46,876 |
| Srimanta Sankardev University of Health Science | 2,25,834 |
| Examination Expenses & External/Internal Expenses | 19,13,448 |
| TOTAL (I) | 1,05,86,158 |

II. Trust

| | |
|---------------------|--------------------|
| Total (I+II) | 44,620 |
| | 1,06,30,778 |

For the year ended 31-03-22
Rs.

SCHEDULE N :OTHER EXPENSES**I. Adtu**

| | |
|------------------------------|-------------|
| Academic Expenses | 1,20,72,994 |
| Adoloscence Project Expenses | 87,78,748 |
| Advertisement Expenses | 2,72,10,007 |
| Animal Maintenance Expenses | 4,17,653 |
| Attitude - 2022 Expense | 23,71,210 |
| Audit Fee | 70,000 |
| Books & Periodicals | 25,112 |
| Career Counselling Expenses | 13,980 |



| | |
|---|---------------------|
| Carriage outward | 1,25,354 |
| Certification Expenses | 1.13.787 |
| Clinical Exposer Expenses | 19,47,284 |
| College Fest / Entertainment / Gala Day | 5,12,573 |
| Commission | 3,41,27,399 |
| Complimentary Expenses | 5,26,917 |
| Consultancy Charges (Staff & Others) | 84,91,030 |
| Convocation & Foundation Day Expenses | 13,07,608 |
| Courier Charges | 78,277 |
| Course Fee Refund | 40,000 |
| Marketing Expenses | 17,89,517 |
| Donation & Subscriptions | 5,51,541 |
| Faculty Development Programme | 4,04,337 |
| Foundation Day Expenses | 66,422 |
| Gift & Celebrating Expenses | 12,88,827 |
| Health Camp / Medical Expenses | 1,02,475 |
| House Keeping Expenses Including Labour charges | 36,49,824 |
| Inspection, Rating & Surveillance Charges | 2,49,050 |
| Insurance Premium | 35,73,335 |
| Internet Expenses | 18,66,926 |
| Job Fair & Placement Expenses | 13,91,171 |
| Laboratory Expenses | 18,06,677 |
| Labour Charges | 5,78,333 |
| Land Revenue Expenses | 56,282 |
| Legal Expenses | 77,440 |
| Library Expenses | 20,216 |
| Local Conveyance Expenses | 1,05,864 |
| Loss on Sales of Assets | 7,583 |
| Membership Fees | 11,918 |
| Miscellaneous Expenses | 1,72,597 |
| News paper & Periodicals | 47,915 |
| Pharmacy, Clinical Exposer & Nursing Expenses | 61,110 |
| Photo Framing & Binding | 1,91,456 |
| Placement Expenses | 6,33,885 |
| Plantation Expenses | 2,75,872 |
| Postal Charges | 70,893 |
| Printing & Stationery | 21,02,501 |
| Trust Promotion & Expansion | 22,97,421 |
| Rates & Taxes | 51,586 |
| Relief / Other Expenses | 1,00,229 |
| Repairs & Maintenance | 52,59,393 |
| Research & Development | 7,82,277 |
| Sanitary & Hygiene Expenses | 23,23,463 |
| Student Scholarships & Welfare Including Academic Expense | 8,66,86,626 |
| Seed Money to Faculty | 64,838 |
| Seminar & Workshop including stall for student mobilisation | 2,64,364 |
| Software Maintenance | 70,912 |
| Sports Activities Expenses | 1,03,252 |
| Telephone Expenses | 3,81,416 |
| Transportation & Car hire Charges | 2,11,995 |
| Travelling & Hotel Expenses | 18,29,484 |
| Uniform Expenses | 67,26,039 |
| Valuation Report Fee | 90,000 |
| Bad debts Written off | 44,559 |
| Startup Expenses (Venture Labs) | 1,75,000 |
| Printing & Stationery Expenses for Seminar (Venture Labs) | 1,29,946 |
| TOTAL (I) | 22,69,76,701 |



II. Moran School Expenses

| | |
|-----------------------------------|------------------|
| Advertisement Expenses | 5,41,612 |
| Academic & Training Expenses | 49,117 |
| Admission Fee refund | 10,000 |
| Books & Forms | 4,49,927 |
| Bank Charges & others | 274 |
| Transportation & Car hire Charges | 37,500 |
| Courier Services | 31,260 |
| Conveyance | 8,375 |
| Complimentary Expenses | 8,303 |
| Carriage outward | 12,735 |
| Examination Expense | 2,519 |
| Housing Keeping Expenses | 11,981 |
| Misc. School Expenses | 4,68,188 |
| Marketing Expenses | 43,780 |
| Internet Expenses | 1,58,864 |
| Labour Charges | 22,120 |
| Telephone Expenses | 6,549 |
| Office Expenses | 1,06,446 |
| Printing & Stationery | 1,28,121 |
| Software Maintenance | 18,595 |
| Repairs & Maintenance | 1,83,759 |
| Staff welfare | 28,019 |
| Travelling & Hostel Expenses | 1,32,264 |
| Uniform Expenses | 2,80,141 |
| TOTAL (II) | 27,40,449 |

III. Sawkuchi Expenses

| | |
|--------------------|---------------|
| Project Expense | 35,387 |
| TOTAL (III) | 35,387 |

IV. Hatishila School

| | |
|--------------------------------|------------------|
| Advertisement Expenses | 37,46,627 |
| Conveyance | 1,100 |
| Marketing Expense | 1,09,000 |
| Discount Allowed | 1,02,000 |
| House Keeping Labour Charges | 44,765 |
| Membership Fee | 3,000 |
| Office Expenses | 87,952 |
| Plantation Expenses | 1,23,724 |
| POS Rental Charge | 5,230 |
| Printing & Stationery Expenses | 3,38,266 |
| Promotional Expense | 58,000 |
| Repairs & Maintenance | 32,975 |
| Software Maintenance | 6,018 |
| Uniform Expenses | 8,01,507 |
| TOTAL (IV) | 54,60,164 |

V. Down Town Charity Trust

| | |
|-------------------------------------|-------------|
| Assessment & Mobilization Exp | 1,29,93,675 |
| Local Conveyance | 10,000 |
| Gift Purchase | 3,00,900 |
| School Lab Setup Expense | 1,09,49,112 |
| Books & Printing & Stationery | 76,69,791 |
| Office Expenses | 20,32,761 |
| Placement Drive & Career Counseling | 1,54,022 |



| | |
|---------------------------------------|---------------------|
| Zonal Meeting Expense | 1 75 332 |
| Health Checkup Fee | 1 82 400 |
| Internet Expenses | 2 40 802 |
| Marketing Expenses | 28 403 |
| Skill Development Expense | 61,25,493 |
| Stipend | 30,94,025 |
| Telephone Expenses | 10,305 |
| Tender Expenses | 27,500 |
| Training Expenses | 20,53,300 |
| Travelling Expenses | 32,91,413 |
| Vocational Expense | 3,780 |
| TOTAL (V) | 4,93,43,014 |
| GRAND TOTAL (I + II+III+IV+V) | 28,45,55,715 |

SCHEDULE - O : INTEREST ON TERM LOAN/OVERDRAFT AND OTHER FINANCIAL CHARGES

| | For the year ended 31-03-22 |
|--|-----------------------------|
| | Rs. |
| Term Loan with UCO Bank A/c No. 05720610015445 | 1,98,06,964 |
| Interest on Cash Credit Account 05720510000618 | 2,24,743 |
| Interest on HDFC Loan 50718 | 1,97,885 |
| Interest on HDFC Loan 119079027 | 48,752 |
| ICICI Bus Loan 641694 | 2,306 |
| ICICI Bolero Loan 23950 | 4,274 |
| HDFC Bus Loan 3322 | 54,101 |
| HDFC Bus Loan 3518 | 19,483 |
| HDFC Bus Loan 2773 | 42,677 |
| HDFC Bus Loan 1369 | 65,029 |
| HDFC Bus Loan 3158 | 42,677 |
| Bank Processing & Other charges | 12,95,176 |
| TOTAL | 2,18,04,067 |

SCHEDULE-P : RECEIPT OF HOSTEL FEES

| | For the year ended 31-03-22 |
|--------------|-----------------------------|
| | Rs. |
| Hostel Fees | 25,56,000 |
| TOTAL | 25,56,000 |

SCHEDULE-Q : ADMISSION, SEMESTER & COURSE FEES RECEIPTS

| | For the year ended 31-03-22 |
|---------------------------------------|-----------------------------|
| | Rs. |
| <u>I. Adtu</u> | |
| University Programme Fees | 74,46,10,793 |
| Distance Education Fees | 84,940 |
| Total (I) | 74,46,95,733 |
| <u>II. Moran Public School</u> | |
| Admission & Other Receipts | 46,98,500 |
| Tuition Fees | 30,13,550 |
| Bus Fees | 2,26,150 |
| Uniform Fees | 4,90,476 |
| Registration Fees | 23,55,000 |
| Sale of Books & Stationery | 29,430 |
| Total (II) | 1,08,13,106 |
| <u>III. Hatishila School</u> | |
| Sale of Books & Stationery | 2,40,000 |
| Bus Fees | 4,64,000 |
| Meal | 2,60,000 |
| Registration | 7,50,000 |
| Tuition Fees | 5,50,000 |
| Uniform Fees | 2,40,000 |
| Total (III) | 25,04,000 |
| GRAND TOTAL (I + II + III) | 75,80,12,839 |



SCHEDULE-R: REGISTRATION & EXAMINATION FEES RECEIPTS

Registration Fees
Examination Fees
Re-Evaluation
TOTAL

For the year ended 31-03-22
Rs.

1,73,99,803
37,02,835
2,11,02,638

SCHEDULE S: MISCELLANEOUS RECEIPTS**I. Adtu**

Other Receipts
Consultancy
Sitting Fees
Transcript Fees
Research Development (Grants)
Interest on Fixed Deposits
Late Fine & Non Collegiate Fees
Bus Fare Received
Discount Received
Donation
Prospectus & Dairy
Interest Received from Bank
TOTAL (I)

For the year ended 31-03-22
Rs.

2,37,86,039
49,80,606
1,00,000
1,53,000
33,63,642
8,32,635
3,60,000
33,78,300
26,93,593
1,80,000
72,933
9,13,670
4,08,14,418

II. Down Town Venture Lab., Project receipt

20,40,000

TOTAL (II)

20,40,000

TOTAL (I+II)

4,28,54,418

III. Down Town Charity Trust

Stipend Received
Receipt for providing Teaching & others Facilities under Government scheme
Discount Received
Training Fees -Vocational
TOTAL (III)
GRAND TOTAL (I + II+III)

24,01,200
11,03,90,153
5,92,359
2,27,55,266
13,61,38,978
17,89,93,396



DOWN TOWN CHARITY TRUST
DISPUR : GUWAHATI

**SCHEDULES ANNEXED TO AND FORMING PART OF THE BALANCE SHEET &
STATEMENT OF INCOME & EXPENDITURE FOR THE YEAR ENDED 31ST MARCH 2022**

SCHEDULE "T" : NOTES ON ACCOUNTS

1. **Basis of Accounting:**

Financial statements are prepared under historical cost convention on accrual basis.

2. **Revenue Recognition:**

All items of revenue are recognized in accordance with Accounting Standard (AS-9). Accordingly, where there are uncertainties in the ascertainment/ realization of income, the recognition of the related revenue is postponed till the time of actual receipt.

3. **Depreciation:**

Depreciation has been charged on written down value method on all the fixed assets as per the rates laid down under the Income Tax Act, 1961 read with Income Tax Rules 1962.

4. **Confirmation of Balances**

The Trust has sent letters for confirmation of balances as on the Balance Sheet date to its Sundry Debtors and Sundry Creditors. At the time of finalization of these accounts, only certain parties have responded to the confirmation and therefore the process of reconciliation could not be completed. Hence, the balances of Sundry Debtors and Sundry Creditors are subject to final Adjustments pending receipt of all the confirmation and reconciliation of the differences, if any.



5. Related Party Disclosure

| <u>Name of the Related Parties</u> | <u>Relationship</u> | <u>Nature of Transactions</u> | <u>Transaction during the Year ended 31.03.22</u> | <u>Balance Outstanding as on 31.03.2022</u> |
|------------------------------------|---------------------|---|---|---|
| Down Town Hospital Ltd | Associate | Unsecured Loan taken | 15,32,997/ | 4,97,03,262/ |
| Excel Construction(P) Ltd | Associate | Unsecured Loan taken | 1,08,318/ | 2,74,36,616/ |
| Ms.Gariasi Dutta | Trustee | Salary & Conveyance | 14,85,000/ | 1,35,000/ |
| Mrs. Banadana Dutta | Trustee | Salary & Conveyance | 11,00,000/ | 1,00,000/ |
| Ms Mayurakshi Dutta | Trustee | Conveyance | 1,10,000/ | 10,000/ |
| Mr Joutishman Dutta | Managing Trustee | Salary, Conveyance & Travelling Allowance | 21,90,000/ | 1,80,000/ |

6. Bad Debts written off

The Trustees of the Trust has decided to write off debts amounting to Rs. 44,559/- during the Year ended 31.03.2022

In terms of our report of even date

For M/s. Apurba Banerjee & Co.
Chartered Accountants
Firm Registration Number : 314106E



Place : Guwahati
Dated: 21-09-2022

(Apurba Banerjee)
Partne

Membership Number. : 051628
UDIN :- 22051628 AVEEPA
5354